



Round 5 : July 14 - 16

Morgan Park Raceway



bLU cRU OCEANIA JUNIOR CUP

Qualifying 1

Date: 15/07/23
 Event: Q04
 Weather: Sunny - Temp: 18.3C
 Track: Dry - Temp: 31.3C

Started at: 11:15:03
 Laps: 20 Min
 Starters: 18
 Posted at: 11:44

PROVISIONAL CLASSIFICATION

Pos	No	Name	Machine	Fastest Lap	On Lap	Behind Leader	Behind Prev	Top Speed
1	74	Bodie PAIGE (QLD) / bLU cRU Yamaha / FIM Oceania / MA / Ricondi / Yamalube / Dunlop / Shark	Yamaha YZF-R15	1:35.743	11 of 12			138
2	23	Jed FYFFE (NSW) / bLU cRU Yamaha / FIM Oceania / MA / Ricondi / Yamalube / Dunlop / Shark	Yamaha YZF-R15	1:36.995	12 of 13	1.252	1.252	136
3	55	Jake PAIGE (QLD) / bLU cRU Yamaha / FIM Oceania / MA / Ricondi / Yamalube / Dunlop / Shark	Yamaha YZF-R15	1:37.056	10 of 12	1.313	.061	138
4	69	Archie SCHMIDT (SA) / bLU cRU Yamaha / FIM Oceania / MA / Ricondi / Yamalube / Dunlop / Shark	Yamaha YZF-R15	1:37.184	12 of 12	1.441	.128	136
5	42	Riley NAUTA (QLD) / bLU cRU Yamaha / FIM Oceania / MA / Ricondi / Yamalube / Dunlop / Shark	Yamaha YZF-R15	1:37.257	5 of 11	1.514	.073	138
6	61	Ella McCAUSLAND (VIC) / bLU cRU Yamaha / FIM Oceania / MA / Ricondi / Yamalube / Dunlop / Shark	Yamaha YZF-R15	1:37.993	7 of 12	2.250	.736	139
7	40	Hunter CORNEY (QLD) / bLU cRU Yamaha / FIM Oceania / MA / Ricondi / Yamalube / Dunlop / Shark	Yamaha YZF-R15	1:38.006	11 of 12	2.263	.013	139
8	37	Alexander CODEY (NSW) / bLU cRU Yamaha / FIM Oceania / MA / Ricondi / Yamalube / Dunlop / Shark	Yamaha YZF-R15	1:38.038	11 of 12	2.295	.032	137
9	17	Haydn FORDYCE (VIC) / bLU cRU Yamaha / FIM Oceania / MA / Ricondi / Yamalube / Dunlop / Shark	Yamaha YZF-R15	1:38.072	6 of 11	2.329	.034	138
10	43	John PELGRAVE (QLD) / bLU cRU Yamaha / FIM Oceania / MA / Ricondi / Yamalube / Dunlop / Shark	Yamaha YZF-R15	1:38.136	7 of 12	2.393	.064	135
11	26	Oscar LEWIS (NSW) / bLU cRU Yamaha / FIM Oceania / MA / Ricondi / Yamalube / Dunlop / Shark	Yamaha YZF-R15	1:38.450	7 of 12	2.707	.314	138
12	99	Nixon FROST (VIC) / bLU cRU Yamaha / FIM Oceania / MA / Ricondi / Yamalube / Dunlop / Shark	Yamaha YZF-R15	1:38.527	10 of 11	2.784	.077	137
13	20	Isaac AYAD (NSW) / bLU cRU Yamaha / FIM Oceania / MA / Ricondi / Yamalube / Dunlop / Shark	Yamaha YZF-R15	1:38.766	3 of 12	3.023	.239	137
14	73	Hunter CHARLETT (VIC) / bLU cRU Yamaha / FIM Oceania / MA / Ricondi / Yamalube / Dunlop / Shark	Yamaha YZF-R15	1:39.124	10 of 12	3.381	.358	134
15	11	Nikolas LAZOS (VIC) / bLU cRU Yamaha / FIM Oceania / MA / Ricondi / Yamalube / Dunlop / Shark	Yamaha YZF-R15	1:39.403	12 of 12	3.660	.279	134
16	31	Ethan JOHNSON (VIC) / bLU cRU Yamaha / FIM Oceania / MA / Ricondi / Yamalube / Dunlop / Shark	Yamaha YZF-R15	1:39.560	4 of 4	3.817	.157	134
17	18	Elijah ANDREW (NSW) / bLU cRU Yamaha / FIM Oceania / MA / Ricondi / Yamalube / Dunlop / Shark	Yamaha YZF-R15	1:39.832	4 of 12	4.089	.272	138
18	16	Rossi McADAM (WA) / bLU cRU Yamaha / FIM Oceania / MA / Ricondi / Yamalube / Dunlop / Shark	Yamaha YZF-R15	1:41.450	4 of 12	5.707	1.618	134

New qualifying record for OJC class - Previous: 1:36.666 by Levi RUSSO (NSW) on a Yamaha YZF-R15 set on 06/08/22

*** Indicative qualifying time - 1:47.232 ***

The results are provisional until the end of the time limit for protests and appeals.

Scott Lain
 Chief Timekeeper - Scott Lain

Tom Williams
 Race Director - Tom Williams





Round 5 : July 14 - 16 Morgan Park Raceway



ASBK.COM.AU f t i y

bLU cRU OCEANIA JUNIOR CUP Qualifying 1

Date: 15/07/23
Event: Q04
Weather: Sunny - Temp: 18.3C
Track: Dry - Temp: 31.3C

Started at: 11:15:03
Laps: 20 Min
Starters: 18
Posted at: 11:44

PROVISIONAL LAP TIMES

No	Name	Lap 1	Lap 2	Lap 3	Lap 4	Lap 5	Lap 6	Lap 7	Lap 8	Lap 9	Lap 10	Lap 11	Lap 12	Lap 13
11	Nikolas LAZOS (VIC)	2:07.807	1:43.589	1:43.499	1:40.932	1:42.685	1:41.872	1:42.792	1:42.214	1:42.573	1:42.237	1:41.941	1:39.403	
16	Rossi McADAM (WA)	2:16.987	1:42.817	1:41.657	1:41.450	1:42.140	1:42.388	1:43.218	1:41.908	1:45.931	1:41.984	1:41.771	2:13.074	
17	Haydn FORDYCE (VIC)	2:15.732	1:39.897	1:39.321	1:38.903	1:39.296	1:38.072	1:38.328	1:49.909	2:47.591	1:41.166	1:41.043		
18	Elijah ANDREW (NSW)	1:53.474	1:41.680	1:41.272	1:39.832	1:40.133	1:41.861	1:40.676	1:41.376	1:42.045	1:40.733	1:41.928	1:41.631	
20	Isaac AYAD (NSW)	2:00.926	1:39.827	1:38.766	1:39.113	1:38.840	1:39.137	1:38.817	1:39.433	1:39.434	1:41.405	1:39.696	1:39.633	
23	Jed FYFFE (NSW)	1:49.018	1:38.942	1:37.718	1:37.829	1:39.837	1:38.838	1:38.409	1:37.524	1:37.566	1:37.354	1:37.760	1:36.995	1:37.408
26	Oscar LEWIS (NSW)	1:52.524	1:42.564	1:40.851	1:41.229	1:39.761	1:40.348	1:38.450	1:38.952	1:40.060	1:40.710	1:40.075	1:40.188	
31	Ethan JOHNSON (VIC)	1:49.858	1:41.025	1:39.975	1:39.560									
37	Alexander CODEY (NSW)	1:55.940	1:39.354	1:42.137	1:39.784	1:39.287	1:38.537	1:38.170	1:38.068	1:39.298	1:38.896	1:38.038	1:41.009	
40	Hunter CORNEY (QLD)	2:00.573	1:40.015	1:38.955	1:39.331	1:38.762	1:39.139	1:38.446	1:38.450	1:38.213	1:38.205	1:38.006	1:40.194	
42	Riley NAUTA (QLD)	2:00.625	1:38.562	1:37.680	1:38.039	1:37.257	1:38.530	1:41.051	1:37.291	1:38.315	1:38.332	2:16.503		
43	John PELGRAVE (QLD)	1:56.489	1:39.121	1:40.312	1:38.938	1:38.987	1:38.303	1:38.136	1:38.692	1:39.363	1:38.380	1:40.958	1:40.586	
55	Jake PAIGE (QLD)	2:17.764	1:39.842	1:38.102	1:38.276	1:38.577	1:37.593	1:37.162	1:37.513	1:37.660	1:37.056	1:37.862	1:37.610	
61	Ella McCAUSLAND (VIC)	1:56.277	1:39.518	1:41.614	1:39.014	1:39.992	1:38.604	1:37.993	1:38.289	1:39.221	1:39.253	1:38.566	1:39.788	
69	Archie SCHMIDT (SA)	2:15.406	1:39.815	1:38.664	1:37.976	1:37.900	1:37.399	1:37.869	1:38.214	1:38.095	1:38.140	1:37.858	1:37.184	
73	Hunter CHARLETT (VIC)	2:19.345	1:40.796	1:41.271	1:40.605	1:41.783	1:40.638	1:46.001	1:40.561	1:40.477	1:39.124	1:41.430	1:39.475	
74	Bodie PAIGE (QLD)	2:17.320	1:38.936	1:37.676	1:37.431	1:37.602	1:36.809	1:36.323	1:39.426	1:36.703	1:36.302	1:35.743	1:38.696	
99	Nixon FROST (VIC)	1:50.357	1:41.130	1:40.028	1:39.520	1:40.572	1:39.236	1:39.311	1:38.790	1:39.330	1:38.527	3:50.181		

*** Indicative qualifying time - 1:47.232 ***

The results are provisional until the end of the time limit for protests and appeals.

Scott Lain
Chief Timekeeper - Scott Lain

Tom Williams
Race Director - Tom Williams



www.computime.com.au
COMPUTIME RACE TIMING SYSTEMS PTY LTD





Round 5 : July 14 - 16

Morgan Park Raceway



ASBK.COM.AU f t i y

bLU cRU OCEANIA JUNIOR CUP

Qualifying 1

Date: 15/07/23
 Event: Q04
 Weather: Sunny - Temp: 18.3C
 Track: Dry - Temp: 31.3C

Started at: 11:15:03
 Laps: 20 Min
 Starters: 18
 Posted at: 11:44

PROVISIONAL SPLIT TIMES

Lap	Split 1	Split 2	Split 3	Lap Time	Spd	Lap	Split 1	Split 2	Split 3	Lap Time	Spd
11 Nikolas LAZOS (VIC) (15th)						18 Elijah ANDREW (NSW) (17th)					
1	59.039	36.090	32.678	2:07.807		1	46.538	35.560	31.376	1:53.474	
2	35.673	35.978	31.938	1:43.589	127	2	35.161	35.672	30.847	1:41.680	131
3	35.287	36.077	32.135	1:43.499	128	3	34.912	35.274	31.086	1:41.272	133
4	34.737	35.143	31.052	1:40.932	134	4	34.117	35.126	30.589	1:39.832	138
5	35.222	36.012	31.451	1:42.685	131	5	34.524	35.085	30.524	1:40.133	135
6	35.186	35.344	31.342	1:41.872	130	6	34.888	35.166	31.807	1:41.861	133
7	35.388	35.962	31.442	1:42.792	130	7	34.790	35.169	30.717	1:40.676	134
8	35.212	35.667	31.335	1:42.214	126	8	34.930	35.127	31.319	1:41.376	131
9	35.085	36.154	31.334	1:42.573	127	9	35.450	35.565	31.030	1:42.045	129
10	35.146	36.031	31.060	1:42.237	127	10	34.684	34.998	31.051	1:40.733	132
11	35.033	35.820	31.088	1:41.941	127	11	35.222	35.583	31.123	1:41.928	131
12	34.310	34.595	30.498	1:39.403	129	12	35.128	35.194	31.309	1:41.631	131
16 Rossi McADAM (WA) (18th)						20 Isaac AYAD (NSW) (13th)					
1	1:03.546	39.150	34.291	2:16.987		1	54.271	35.311	31.344	2:00.926	
2	35.937	35.378	31.502	1:42.817	129	2	34.500	34.509	30.818	1:39.827	135
3	35.302	35.325	31.030	1:41.657	130	3	33.836	34.683	30.247	1:38.766	134
4	35.119	35.263	31.068	1:41.450	134	4	33.773	34.697	30.643	1:39.113	137
5	34.939	35.551	31.650	1:42.140	132	5	33.806	34.527	30.507	1:38.840	135
6	35.431	35.537	31.420	1:42.388	132	6	33.970	34.822	30.345	1:39.137	137
7	36.793	35.275	31.150	1:43.218	131	7	33.639	34.731	30.447	1:38.817	134
8	35.140	35.372	31.396	1:41.908	129	8	34.360	34.378	30.695	1:39.433	135
9	36.799	37.420	31.712	1:45.931	127	9	34.216	34.641	30.577	1:39.434	135
10	35.314	35.368	31.302	1:41.984	128	10	34.037	36.450	30.918	1:41.405	130
11	35.088	35.385	31.298	1:41.771	129	11	34.152	34.420	31.124	1:39.696	135
12	38.725	39.180	55.169	2:13.074 P	130	12	34.394	35.082	30.157	1:39.633	130
17 Haydn FORDYCE (VIC) (9th)						23 Jed FYFFE (NSW) (2nd)					
1	1:00.794	41.532	33.406	2:15.732		1	42.358	35.929	30.731	1:49.018	
2	34.512	35.059	30.326	1:39.897	131	2	34.205	34.570	30.167	1:38.942	131
3	34.193	34.429	30.699	1:39.321	133	3	33.578	34.133	30.007	1:37.718	132
4	33.916	34.712	30.275	1:38.903	133	4	33.380	34.270	30.179	1:37.829	136
5	34.466	34.783	30.047	1:39.296	132	5	33.783	35.468	30.586	1:39.837	134
6	33.805	34.343	29.924	1:38.072	134	6	33.936	34.454	30.448	1:38.838	133
7	33.576	34.642	30.110	1:38.328	134	7	33.816	34.240	30.353	1:38.409	133
8	33.784	34.966	41.159	1:49.909 P	130	8	33.499	33.952	30.073	1:37.524	132
9	1:35.308	40.741	31.542	2:47.591		9	33.433	34.034	30.099	1:37.566	131
10	34.382	36.367	30.417	1:41.166	136	10	33.374	33.956	30.024	1:37.354	132
11	33.933	36.662	30.448	1:41.043	138	11	33.493	34.215	30.052	1:37.760	133
						12	33.261	33.843	29.891	1:36.995	132

Scott Lain
 Chief Timekeeper - Scott Lain

Tom Williams
 Race Director - Tom Williams





Round 5 : July 14 - 16

Morgan Park Raceway



ASBK.COM.AU f t i y

bLU cRU OCEANIA JUNIOR CUP

Qualifying 1

Date: 15/07/23
 Event: Q04
 Weather: Sunny - Temp: 18.3C
 Track: Dry - Temp: 31.3C

Started at: 11:15:03
 Laps: 20 Min
 Starters: 18
 Posted at: 11:44

PROVISIONAL SPLIT TIMES

Lap	Split 1	Split 2	Split 3	Lap Time	Spd	Lap	Split 1	Split 2	Split 3	Lap Time	Spd
13	33.418	33.894	30.096	1:37.408	133	5	33.779	34.436	30.547	1:38.762	137
26 Oscar LEWIS (NSW) (11th)						6	34.190	34.637	30.312	1:39.139	139
1	42.913	37.830	31.781	1:52.524		7	33.692	34.409	30.345	1:38.446	138
2	35.536	35.994	31.034	1:42.564	129	8	33.556	34.372	30.522	1:38.450	132
3	35.307	34.950	30.594	1:40.851	129	9	33.512	34.512	30.189	1:38.213	131
4	35.203	35.535	30.491	1:41.229	133	10	33.291	34.456	30.458	1:38.205	132
5	34.990	34.617	30.154	1:39.761	134	11	33.485	34.040	30.481	1:38.006	136
6	34.737	34.896	30.715	1:40.348	138	12	33.576	36.345	30.273	1:40.194	136
7	33.736	34.440	30.274	1:38.450	136	42 Riley NAUTA (QLD) (5th)					
8	33.904	34.446	30.602	1:38.952	135	1	52.952	36.032	31.641	2:00.625	
9	34.791	34.714	30.555	1:40.060	131	2	33.971	34.172	30.419	1:38.562	134
10	34.325	35.566	30.819	1:40.710	132	3	33.331	34.032	30.317	1:37.680	130
11	34.166	34.657	31.252	1:40.075	131	4	33.850	33.871	30.318	1:38.039	138
12	34.421	35.112	30.655	1:40.188	135	5	33.310	33.920	30.027	1:37.257	136
31 Ethan JOHNSON (VIC) (16th)						6	33.736	34.223	30.571	1:38.530	134
1	42.635	35.793	31.430	1:49.858		7	35.911	34.978	30.162	1:41.051	132
2	35.000	35.213	30.812	1:41.025	131	8	33.393	33.949	29.949	1:37.291	133
3	34.362	34.732	30.881	1:39.975	130	9	33.553	34.389	30.373	1:38.315	136
4	34.282	34.713	30.565	1:39.560	134	10	33.511	34.269	30.552	1:38.332	131
37 Alexander CODEY (NSW) (8th)						11	54.262	40.312	41.929	2:16.503 P	131
1	49.644	35.322	30.974	1:55.940		43 John PELGRAVE (QLD) (10th)					
2	34.092	34.824	30.438	1:39.354	130	1	50.867	35.155	30.467	1:56.489	
3	35.647	34.682	31.808	1:42.137	134	2	34.079	34.387	30.655	1:39.121	134
4	33.988	35.770	30.026	1:39.784	134	3	34.966	34.893	30.453	1:40.312	134
5	34.780	34.508	29.999	1:39.287	135	4	33.709	34.680	30.549	1:38.938	133
6	33.970	34.324	30.243	1:38.537	137	5	34.140	34.460	30.387	1:38.987	131
7	33.755	34.520	29.895	1:38.170	131	6	33.878	34.296	30.129	1:38.303	131
8	33.683	34.129	30.256	1:38.068	135	7	33.595	34.393	30.148	1:38.136	133
9	34.248	34.813	30.237	1:39.298	130	8	33.565	34.549	30.578	1:38.692	135
10	33.849	34.907	30.140	1:38.896	131	9	34.379	34.498	30.486	1:39.363	128
11	33.654	34.235	30.149	1:38.038	131	10	33.566	34.386	30.428	1:38.380	134
12	33.841	36.640	30.528	1:41.009	130	11	35.632	35.129	30.197	1:40.958	131
40 Hunter CORNEY (QLD) (7th)						12	33.435	36.076	31.075	1:40.586	135
1	52.746	36.174	31.653	2:00.573		55 Jake PAIGE (QLD) (3rd)					
2	34.510	34.656	30.849	1:40.015	130	1	1:10.646	35.685	31.433	2:17.764	
3	33.775	34.560	30.620	1:38.955	131	2	34.822	34.568	30.452	1:39.842	134
4	34.207	34.288	30.836	1:39.331	135	3	33.983	34.144	29.975	1:38.102	134
						4	33.588	34.248	30.440	1:38.276	138

Scott Lain
 Chief Timekeeper - Scott Lain

Tom Williams
 Race Director - Tom Williams





Round 5 : July 14 - 16

Morgan Park Raceway



bLU cRU OCEANIA JUNIOR CUP

Qualifying 1

Date: 15/07/23
 Event: Q04
 Weather: Sunny - Temp: 18.3C
 Track: Dry - Temp: 31.3C


Started at: 11:15:03
 Laps: 20 Min
 Starters: 18
 Posted at: 11:44

PROVISIONAL SPLIT TIMES

Lap	Split 1	Split 2	Split 3	Lap Time	Spd	Lap	Split 1	Split 2	Split 3	Lap Time	Spd
5	34.144	34.300	30.133	1:38.577	138	3	34.813	35.335	31.123	1:41.271	134
6	33.682	34.058	29.853	1:37.593	133	4	34.617	35.001	30.987	1:40.605	132
7	33.298	33.881	29.983	1:37.162	135	5	35.014	35.579	31.190	1:41.783	132
8	33.409	33.947	30.157	1:37.513	132	6	34.941	34.920	30.777	1:40.638	130
9	33.658	33.929	30.073	1:37.660	131	7	39.570	35.324	31.107	1:46.001	132
10	33.167	33.764	30.125	1:37.056	137	8	34.757	34.966	30.838	1:40.561	127
11	34.091	33.842	29.929	1:37.862	136	9	34.601	34.810	31.066	1:40.477	128
12	33.397	34.160	30.053	1:37.610	135	10	34.171	34.712	30.241	1:39.124	130
						11	35.114	35.213	31.103	1:41.430	133
						12	34.102	34.804	30.569	1:39.475	131
61 Ella McCAUSLAND (VIC) (6th)						74 Bodie PAIGE (QLD) (1st)					
1	42.183	40.337	33.757	1:56.277		1	1:09.991	35.379	31.950	2:17.320	
2	33.975	34.696	30.847	1:39.518	130	2	34.601	33.960	30.375	1:38.936	130
3	36.101	34.779	30.734	1:41.614	136	3	33.311	34.112	30.253	1:37.676	134
4	33.843	35.380	29.791	1:39.014	137	4	33.359	33.975	30.097	1:37.431	138
5	34.524	34.996	30.472	1:39.992	138	5	33.620	34.004	29.978	1:37.602	133
6	33.885	34.513	30.206	1:38.604	135	6	33.299	33.746	29.764	1:36.809	133
7	33.786	34.434	29.773	1:37.993	135	7	33.077	33.717	29.529	1:36.323	134
8	33.542	34.461	30.286	1:38.289	133	8	34.915	34.209	30.302	1:39.426	133
9	34.078	34.912	30.231	1:39.221	134	9	33.224	33.726	29.753	1:36.703	130
10	33.844	35.152	30.257	1:39.253	131	10	32.986	33.505	29.811	1:36.302	133
11	33.993	34.321	30.252	1:38.566	133	11	32.896	33.429	29.418	1:35.743	133
12	34.001	35.593	30.194	1:39.788	139	12	33.073	34.779	30.844	1:38.696	135
69 Archie SCHMIDT (SA) (4th)						99 Nixon FROST (VIC) (12th)					
1	1:07.978	35.870	31.558	2:15.406		1	41.256	37.171	31.930	1:50.357	
2	34.375	34.927	30.513	1:39.815	131	2	34.934	35.349	30.847	1:41.130	130
3	34.011	34.337	30.316	1:38.664	133	3	34.364	35.146	30.518	1:40.028	130
4	33.772	34.020	30.184	1:37.976	136	4	34.011	35.029	30.480	1:39.520	135
5	33.966	33.927	30.007	1:37.900	136	5	34.428	35.445	30.699	1:40.572	132
6	33.596	33.897	29.906	1:37.399	136	6	34.601	34.633	30.002	1:39.236	131
7	33.692	34.174	30.003	1:37.869	136	7	34.097	34.939	30.275	1:39.311	137
8	33.739	34.176	30.299	1:38.214	133	8	33.968	34.496	30.326	1:38.790	130
9	34.019	34.071	30.005	1:38.095	132	9	34.162	34.664	30.504	1:39.330	132
10	33.852	34.119	30.169	1:38.140	133	10	33.847	34.539	30.141	1:38.527	131
11	33.757	34.215	29.886	1:37.858	134	11	2:08.072	51.515	50.594	3:50.181 P	135
12	33.266	33.982	29.936	1:37.184	136						
73 Hunter CHARLETT (VIC) (14th)											
1	1:11.398	36.561	31.386	2:19.345							
2	34.619	35.576	30.601	1:40.796	131						

*** Indicative qualifying time - 1:47.232 ***

The results are provisional until the end of the time limit for protests and appeals.


 Chief Timekeeper - Scott Lain


 Race Director - Tom Williams





Round 5 : July 14 - 16 Morgan Park Raceway



bLU cRU OCEANIA JUNIOR CUP Qualifying 1

Date: 15/07/23
Event: Q04
Weather: Sunny - Temp: 18.3C
Track: Dry - Temp: 31.3C

Started at: 11:15:03
Laps: 20 Min
Starters: 18
Posted at: 11:44

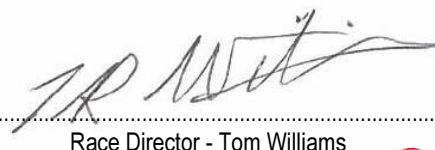
PROVISIONAL FASTEST LAPS SEQUENCE

Race Time	No	Name	Machine	Fastest Lap	On Lap
1:49.018	23	Jed FYFFE (NSW)	Yamaha YZF-R15	1:49.018	1
3:27.960	23	Jed FYFFE (NSW)	Yamaha YZF-R15	1:38.942	2
3:39.187	42	Riley NAUTA (QLD)	Yamaha YZF-R15	1:38.562	2
5:05.678	23	Jed FYFFE (NSW)	Yamaha YZF-R15	1:37.718	3
5:16.867	42	Riley NAUTA (QLD)	Yamaha YZF-R15	1:37.680	3
5:33.932	74	Bodie PAIGE (QLD)	Yamaha YZF-R15	1:37.676	3
7:11.363	74	Bodie PAIGE (QLD)	Yamaha YZF-R15	1:37.431	4
8:32.163	42	Riley NAUTA (QLD)	Yamaha YZF-R15	1:37.257	5
10:25.774	74	Bodie PAIGE (QLD)	Yamaha YZF-R15	1:36.809	6
12:02.097	74	Bodie PAIGE (QLD)	Yamaha YZF-R15	1:36.323	7
16:54.528	74	Bodie PAIGE (QLD)	Yamaha YZF-R15	1:36.302	10
18:30.271	74	Bodie PAIGE (QLD)	Yamaha YZF-R15	1:35.743	11

*** Indicative qualifying time - 1:47.232 ***

The results are provisional until the end of the time limit for protests and appeals.


Chief Timekeeper - Scott Lain


Race Director - Tom Williams





Round 5 : July 14 - 16

Morgan Park Raceway



ASBK.COM.AU f t i y

bLU cRU OCEANIA JUNIOR CUP

Qualifying 1

Date: 15/07/23
 Event: Q04
 Weather: Sunny - Temp: 18.3C
 Track: Dry - Temp: 31.3C

Started at: 11:15:03
 Laps: 20 Min
 Starters: 18
 Posted at: 11:44

PROVISIONAL BEST PARTIAL TIMES

Pos	Split 1		Split 2		Split 3		LAP		Ideal	Fastest
	Name	Time	Name	Time	Name	Time	Name	Time		
1	B. PAIGE	32.896	B. PAIGE	33.429	B. PAIGE	29.418	B. PAIGE	1:35.743	1:35.743	
2	J. PAIGE	33.167	J. PAIGE	33.764	E. McCAUSLAND	29.773	J. PAIGE	1:36.784	1:37.056	
3	J. FYFFE	33.261	J. FYFFE	33.843	J. PAIGE	29.853	J. FYFFE	1:36.995	1:36.995	
4	A. SCHMIDT	33.266	R. NAUTA	33.871	A. SCHMIDT	29.886	A. SCHMIDT	1:37.049	1:37.184	
5	H. CORNEY	33.291	A. SCHMIDT	33.897	J. FYFFE	29.891	R. NAUTA	1:37.130	1:37.257	
6	R. NAUTA	33.310	H. CORNEY	34.040	A. CODEY	29.895	H. CORNEY	1:37.520	1:38.006	
7	J. PELGRAVE	33.435	A. CODEY	34.129	H. FORDYCE	29.924	E. McCAUSLA	1:37.636	1:37.993	
8	E. McCAUSLAND	33.542	J. PELGRAVE	34.296	R. NAUTA	29.949	A. CODEY	1:37.678	1:38.038	
9	H. FORDYCE	33.576	E. McCAUSLAND	34.321	N. FROST	30.002	H. FORDYCE	1:37.843	1:38.072	
10	I. AYAD	33.639	H. FORDYCE	34.343	J. PELGRAVE	30.129	J. PELGRAVE	1:37.860	1:38.136	
11	A. CODEY	33.654	I. AYAD	34.378	O. LEWIS	30.154	I. AYAD	1:38.174	1:38.766	
12	O. LEWIS	33.736	O. LEWIS	34.440	I. AYAD	30.157	O. LEWIS	1:38.330	1:38.450	
13	N. FROST	33.847	N. FROST	34.496	H. CORNEY	30.189	N. FROST	1:38.345	1:38.527	
14	H. CHARLETT	34.102	N. LAZOS	34.595	H. CHARLETT	30.241	H. CHARLETT	1:39.055	1:39.124	
15	E. ANDREW	34.117	H. CHARLETT	34.712	N. LAZOS	30.498	N. LAZOS	1:39.403	1:39.403	
16	E. JOHNSON	34.282	E. JOHNSON	34.713	E. ANDREW	30.524	E. JOHNSON	1:39.560	1:39.560	
17	N. LAZOS	34.310	E. ANDREW	34.998	E. JOHNSON	30.565	E. ANDREW	1:39.639	1:39.832	
18	R. McADAM	34.939	R. McADAM	35.263	R. McADAM	31.030	R. McADAM	1:41.232	1:41.450	

*** Indicative qualifying time - 1:47.232 ***

The results are provisional until the end of the time limit for protests and appeals.

Scott Lain
 Chief Timekeeper - Scott Lain

Tom Williams
 Race Director - Tom Williams



www.computime.com.au
 COMPUTIME RACE TIMING SYSTEMS PTY LTD





Round 5 : July 14 - 16 Morgan Park Raceway



ASBK.COM.AU f t i y

Date: 15/07/23
Event: Q04
Weather: Sunny - Temp: 18.3C
Track: Dry - Temp: 31.3C

bLU cRU OCEANIA JUNIOR CUP Qualifying 1


Started at: 11:15:03
Laps: 20 Min
Starters: 18
Posted at: 11:44

PROVISIONAL RACE INFORMATION

Time	Description
11:15:03	Event Start
11:22:39	Rider 31 (Ethan JOHNSON) CRASHED TURN 1 - RIDER UP
11:32:59	Rider 99 (Nixon FROST) CRASHED TURN 4 - RIDER UP
11:34:38	Rider 99 (Nixon FROST) - RESUMED
11:35:11	Chequered Flag
11:37:32	Event Finish

*** Indicative qualifying time - 1:47.232 ***

The results are provisional until the end of the time limit for protests and appeals.


.....
Chief Timekeeper - Scott Lain


.....
Race Director - Tom Williams



www.computime.com.au
COMPUTIME RACE TIMING SYSTEMS PTY LTD

